



THUASNE

*WINGS
FOR YOUR HEALTH*



**TREATMENT OF BURNS AND SCARS
2019 CATALOGUE**



EDITO

We are glad and proud to present you the range of compression medical devices designed by the Group for the treatment OF major burns. Glad, because it symbolizes and reinforces one more time the relationship between Thuasne and the health care professionals. Proud, because every product in this catalogue is the result of a close collaboration between all those involved in the patient treatment and Thuasne.

With more than 40 years of medical and technical experience, we offer a complete range of therapeutic solutions to your patients with simple to use, effective and comfortable devices. To offer you the best quality of product and service, our made-to-measures products are produced in our tailor-made workshops in Burgwedel, Germany, and Saint-Etienne, France, an historical pool of the company.

Thuasne, an agile company, pursues its strategy and growth while the healthcare world is undergoing profound changes. The Group is more than ever ready to support healthcare professionals in these changes. We hope that this catalogue will be a useful tool in your daily practice.



Photo credits :
Studio Caterin
Martin Colombet

Elizabeth Ducottet

Chief Executive Officer



THUASNE SAS
120 Rue Marius AUFAN - CS10032
92309 Levallois-Perret Cedex - France



Thuasne Deutschland GmbH
Im Steinkamp 12- 30938 Burgwedel
Deutschland

MAJOR BURNS

Burns are a pathology characterized by a very wide spectrum of potential severity.

There is a large difference between a superficial burn of a few square centimeters (which heals without sequelae within a few days) and a deep burn covering most of the skin, which is both life-threatening and compromising to the patient's functions.⁽¹⁾

Burns are very frequent cause of injury. Worldwide, an estimated 6 million patients seek medical help for burns annually.⁽²⁾

The decision to treat in a specialized unit depends on the type of burns and their location, the depth of the lesions and the surface area burnt on the body⁽²⁾.

The treatment of scars with compression

With a second degree deep burn, the patient is confronted to a major risk of having a hypertrophic scar possibly escalating into a keloid⁽¹⁾.

Wearing compression garments reduces⁽¹⁾:

- Blood flow (reduced flow of oxygen)
- Fibroblast proliferation
- Collagen synthesis
- The risk of local inflammation (prurit, œdema...)

(1) Rochet - Rééducation et réadaptation de l'adulte brûlé - Encyclopédie Médico Chirurgicale (26-280-C-10) - 1998 - Page 1 & 5

(2) Brusselaers et al. - Severe burn injury in Europe: A systematic review of the incidence, etiology, morbidity, and mortality - Critical Care (14:R188) - 2010 - Page 1

CICATREX

Compression garments



DESCRIPTION

Cicatrex garments offer:

- A **large range of fabrics** meeting most of patients' needs.
- A **precise fabrication process** thanks to digitalization of measurement methods for making the garments.
- **Training methods** adapted to the prescription and to taking the patient's measurements.

PRINCIPLE OF ACTION

The Cicatrex compression principle also contributes to a reorganization of collagen fibers in a plane parallel to the skin, thus limiting uncontrolled scarring of the conjunctive tissue.

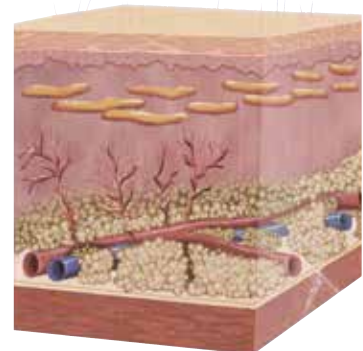
Inaesthetic scars and dysfunctional adhesions are therefore reduced.



• Hypertrophic scar before treatment



- Effect of compression during Cicatrex treatment
- Reduction of hypervascularisation
- Reorganisation of fibroblasts



• Flatter scar after Cicatrex treatment



It is during the scar maturation phase that the effectiveness of compression garments like Cicatrex will be optimal. Compression garments should be used as soon as healing permits.

FOR WHICH PATIENTS

Cicatrex compression garments are a treatment method in the management of major burns and help limiting recourse to reconstructive surgery.

However, the benefits are not restricted to burn healing, they can also be used in the treatment of other conditions such as lymphology or Ehlers-Danlos syndrome.

1 Burns⁽¹⁾

- Prevention and treatment of hypertrophic scars, keloids and scar retractions.
- Treatment of thermal, chemical or electrical burns.
- Compression of skin graft zones.

2 Lymphology⁽²⁾

- Pubian, genital lymphoedema.
- Primary lymphoedema in children

3 Plastic and reconstructive surgery

- Prevention of hypertrophic scars.⁽³⁾

4 Ehlers-danlos syndrome⁽⁴⁾

- Improved proprioception thanks to compression of the limbs.
- Pain alteration.
- Compression from 6 to 13.5 mmHg.



(1) Monstrey S, et al. - Updated Scar Management Practical Guidelines: Noninvasive and invasive measures - Journal of Plastic, Reconstructive & Aesthetic Surgery - 2014

(2) HAS Report - Medical compression in lymphoedema therapy - 2010

(3) Rochet - Rééducation et réadaptation de l'adulte brûlé - Encyclopédie Médico Chirurgicale (26-280-C-10) - 1998 - Page 5

(4) HAS Report - Compressive garments in the treatment of Ehlers-Danlos syndrome - Jan 2010 - Page 4

CICATREX

Compression garments

FABRICS

Available from **Thuasne France** only

CICATREX FILIFINE



Cicatrex Filifine compression garments are made of extra-fine, high-tech fibres. The fineness of the Cicatrex Filifine fabric makes it easier to fit garments to fingers and toes.

MADE-TO-MEASURE

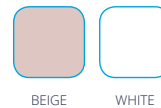


BEIGE

WHITE

BLACK

STANDARD




BEIGE

WHITE

Available from **Thuasne France** and **Thuasne Germany**

CICATREX NATURE



Cicatrex Nature compression garments contain a high proportion of viscose. Made from natural raw materials (wood), this fibre is soft on the skin, permeable and breathable, making garments very comfortable to wear.

MADE-TO-MEASURE



BEIGE

WHITE

BLACK

BLUE⁽¹⁾

PINK⁽¹⁾

GREEN⁽¹⁾

RED⁽¹⁾

STANDARD



BEIGE

WHITE

BLACK

CICATREX AIRSKIN/SKIN

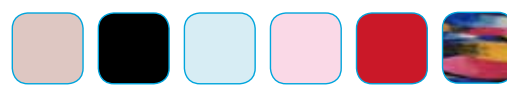


The quality of Cicatrex AirSkin and Cicatrex Skin stands out thanks to its fine, smooth, light knit, with silky tones.

The composition of Cicatrex AirSkin and Cicatrex Skin compression garments makes them both aesthetically pleasing and easy to care for.

For EDS, only the glove, foot glove and ankle support models are available.

MADE-TO-MEASURE



BEIGE

BLACK

BLUE⁽¹⁾

PINK⁽¹⁾

RED⁽¹⁾

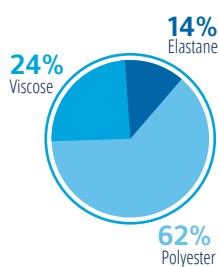
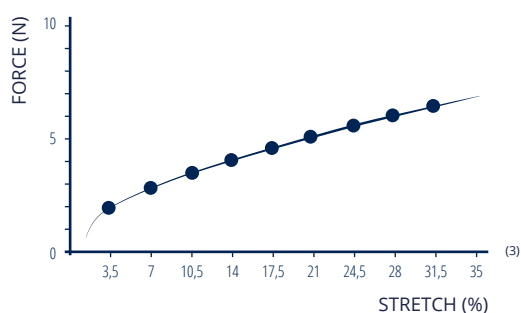
TREND⁽²⁾

STANDARD

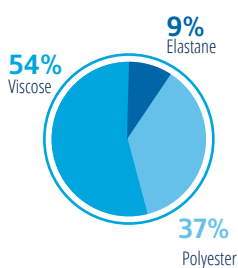
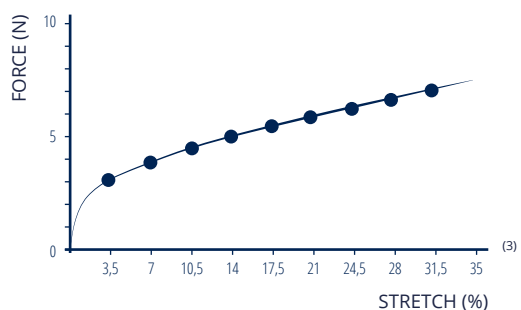


CARAMEL

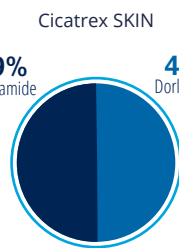
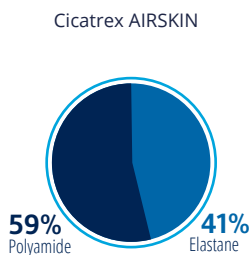
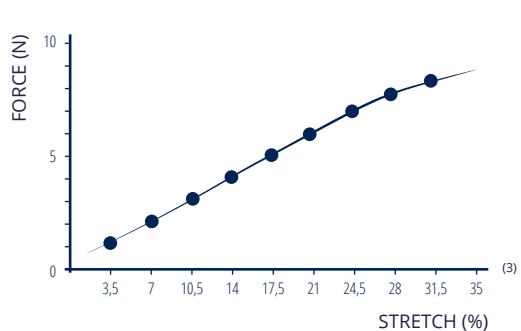
BLACK



- **Soft and fine.**⁽⁴⁾
- **Wicking of perspiration.**⁽⁴⁾
- **Fast-drying.**⁽⁴⁾



- **Good skin tolerance**, achieved thanks to the presence of viscose from natural fibres.
- **Good conformability**, adapts to the patient's shape and movements.
- **Hard-wearing**, ideal for children.
- **Broad range** of colours.



- **Aesthetic, silky appearance.**
- **Fast-drying.**⁽⁵⁾
- **Easy to put on.**
- **Broad range** of colours

(1) Some products and colours are only available from Thuasne Germany. Please consult your Thuasne partner.

(2) For Cicatrex Skin only

(3) Internal tests

(4) ETN 274 - Dossier Textile Elasthanne - July Aug 2016 - Page 1

(5) ETN 280 - Dossier Textile Polyamide - July Aug 2017 - Page 1


CICATREX

Compression garments

FABRICS

Available from **Thuasne Germany** only

CICATREX RIGID



Cicatrex Rigid is a flat-knit fabric that is resistant to wear thanks to its composition. Consequently, it is particularly suitable for children or very active people.



BEIGE

WHITE

BLACK

BLUE⁽¹⁾

PINK⁽¹⁾

GREEN⁽¹⁾

RED⁽¹⁾

CICATREX SILVER



Cicatrex Silver is a flat-knit fabric incorporating a silver yarn. Silver naturally eliminates bacteria from the skin and protects against infections.⁽¹⁾



BEIGE

WHITE

BLACK

BLUE⁽¹⁾

PINK⁽¹⁾

GREEN⁽¹⁾

RED⁽¹⁾

(1) Chadeau - Caractérisation des propriétés antibactériennes de textiles fonctionnalisés avec de l'argent ou du PolyHexaMéthylène Biguanide (PHMB) - 2011 - Page 37

(2) Internal tests

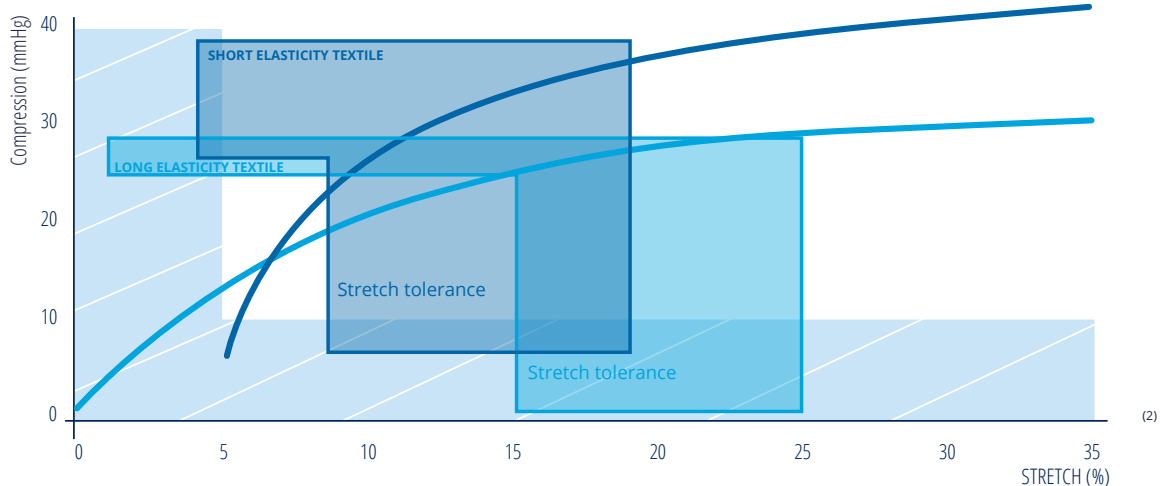
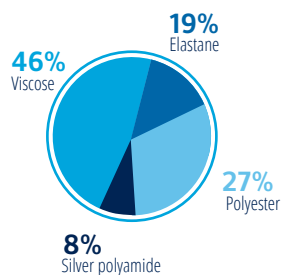
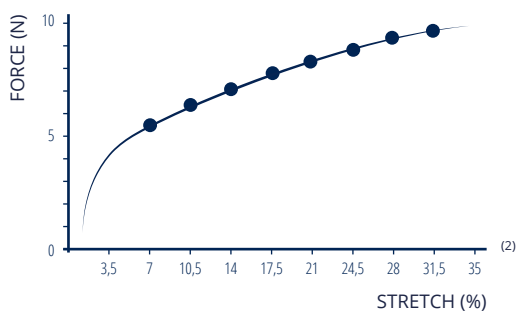
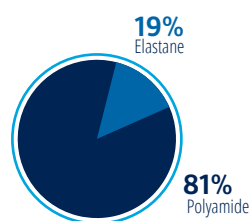
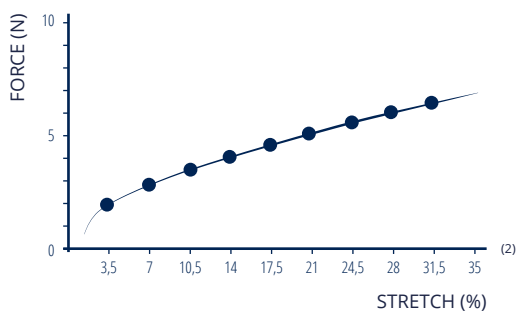
The breadth of the Cicatrex range ensures it optimally meets the very different needs of patients and the requirements of health professional. Whether the aim is to produce a fine, aesthetic compression garment or a very stretchy garment that is easy to put on, whether hard-wearing properties are a priority or a specific colour is sought, it is possible to adapt the compression garment to best meet patients' requirements without compromising the treatment.



Cicatrex garments are made of long or medium stretch elastic fabrics.

This high stretch capacity makes the garments easy to put on and remove.

In addition, it helps freedom of movement and offers a good level of adaptation to variations in circumferences.



CICATREX

Compression garments

FITTING INSTRUCTIONS



- Stretch the elastic fabric as much as possible so that fragile skin is not irritated while the garment is being pulled on.
- Help the fabric evenly fit all the contours of the parts of the body covered and be properly positioned without getting in the way of clothing and without being too tight.
- Pull up sleeves if they are too long.
- Make sure there is freedom of movement at the elbow and shoulder area.

CARE INSTRUCTIONS



- Always wash Cicatrex by hand, as often as you want, using soap or a product designed for delicate fabrics. Do not add bleach or stain-remover. Rinse thoroughly and squeeze out excess water without twisting.
- Dry flat away from any direct heat (do not dry on a radiator, for example). Do not iron.



If possible, **advise two Cicatrex garments** of the same form available so that the patient can continue to wear one when the other is being washed.

CICATREX STANDARD

Compression garments

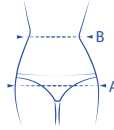
Standard products: **faster delivery!**



LOWER LIMB MEASUREMENT TABLE

(panty girdle, boned panty girdle, panty, capri pants, trousers)

The measurement line for the pelvis circumference (A) must be located 3 or 4 cm above the pubic crest at the front and at the level of the upper median of the buttocks at the back.



| Size | Hand circumference (A) | Waist circumference (B) |
|------|------------------------|-------------------------|
| 1 | 88 - 94 cm | 62 - 72 cm |
| 2 | 95 - 101 cm | 67 - 79 cm |
| 3 | 102 - 108 cm | 73 - 85 cm |
| 4 | 109 - 115 cm | 80 - 93 cm |
| 5 | 116 - 122 cm | 90 - 104 cm |
| 6 | 123 - 129 cm | 97 - 113 cm |

PANTY GIRDLE

3415 01

| Size | Colour | Fabric |
|------|--|-----------------|
| 1 |  WHITE | CICATREX NATURE |
| 2 | | |
| 3 | | |
| 4 | | |
| 5 | | |
| 6 | | |


BONED PANTY GIRDLE

3417 01

| Size | Colour | Fabric |
|------|--|-----------------|
| 1 |  WHITE | CICATREX NATURE |
| 2 | | |
| 3 | | |
| 4 | | |
| 5 | | |
| 6 | | |


PANTY

3403 01

| Size | Colour | Fabric |
|------|--|-----------------|
| 1 |  WHITE | CICATREX NATURE |
| 2 | | |
| 3 | | |
| 4 | | |
| 5 | | |
| 6 | | |


CAPRI PANTS

3412 01

| Size | Colour | Fabric |
|------|--|-----------------|
| 1 |  WHITE | CICATREX NATURE |
| 2 | | |
| 3 | | |
| 4 | | |
| 5 | | |
| 6 | | |


TROUSERS

3420 01

| Size | Colour | Fabric |
|------|--|-----------------|
| 1 |  WHITE | CICATREX NATURE |
| 2 | | |
| 3 | | |
| 4 | | |
| 5 | | |
| 6 | | |


HOOD

3402 01

| Size | Head circumference (A) | Colour | Fabric |
|------|------------------------|--|-----------------|
| 0 | 51 - 52 cm |  WHITE | CICATREX NATURE |
| 1 | 53 - 55 cm | | |
| 2 | 56 - 57 cm | | |
| 3 | 58 - 59 cm | | |


PARTIAL HOOD

3410 01

| Size | Neck circumference (B) | Colour | Fabric |
|------|------------------------|--|-----------------|
| 1 | 27 - 30 cm |  WHITE | CICATREX NATURE |
| 2 | 31 - 36 cm | | |
| 3 | 37 - 45 cm | | |


OPEN HOOD

3416 01

| Size | Head circumference (A) | Colour | Fabric |
|------|------------------------|--|-----------------|
| 0 | 51 - 52 cm |  WHITE | CICATREX NATURE |
| 1 | 53 - 55 cm | | |
| 2 | 56 - 57 cm | | |
| 3 | 58 - 59 cm | | |

EAR BAND

3411

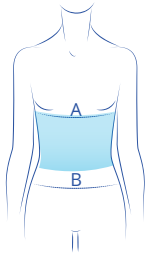
| Size | Head circumference (A) | Colour | Fabric |
|------|------------------------|--|-----------------|
| 1 | < 52 cm |  WHITE | CICATREX NATURE |
| 2 | > 52 cm | | |



CICATREX STANDARD


Compression garments

Standard products: **faster delivery!**

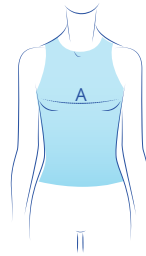


BELT

3401


| Size | Thoracic or abdominal circumference (A or B) ⁽¹⁾ | Colour | Fabric |
|------|---|--|-----------------|
| 1 | 70 - 92 cm |  WHITE | CICATREX NATURE |
| 2 | 93 - 114 cm | | |

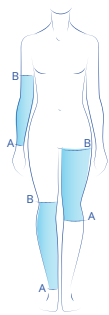
(1) Measurement taken below the chest or at the hips



SLEEVELESS VEST


3424 01

| Size | Chest circumference (A) | Colour | Fabric |
|------|-------------------------|--|-----------------|
| 1 | 74 - 82 cm |  WHITE | CICATREX NATURE |
| 2 | 83 - 91 cm | | |
| 3 | 92 - 98 cm | | |
| 4 | 99 - 115 cm | | |
| 5 | 116 - 120 cm | | |
| 6 | 121 - 135 cm | | |



LONG SLEEVE


3425 01

| Size | Distal circumference (A) | Proximal circumference (B) | Height (AB) | Colour | Fabric |
|------|--------------------------|----------------------------|-------------|--|-----------------|
| 1 | 9 - 11 cm | 19 - 23 cm | 35 cm |  WHITE | CICATREX NATURE |
| 2 | 11 - 14 cm | 23 - 28 cm | | | |
| 3 | 14 - 16 cm | 28 - 32 cm | | | |
| 4 | 16 - 20 cm | 32 - 37 cm | 45 cm | | |
| 5 | 20 - 25 cm | 37 - 42 cm | | | |
| 6 | 25 - 30 cm | 42 - 48 cm | | | |
| 7 | 30 - 40 cm | 48 - 58 cm | | | |
| 8 | 40 - 50 cm | 58 - 67 cm | | | |

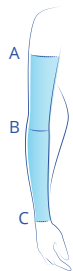


SLEEVE

3400 01


| Size | Medial circumference (A) ⁽²⁾ | Height | Colour | Fabric |
|------|---|--------|--|-----------------|
| 1 | 12 - 14 cm | 20 cm |  WHITE | CICATREX NATURE |
| 2 | 15 - 17 cm | | | |
| 3 | 18 - 22 cm | 26 cm | | |
| 4 | 23 - 29 cm | | | |
| 5 | 30 - 37 cm | | | |
| 6 | 38 - 45 cm | | | |
| 7 | 46 - 54 cm | | | |
| 8 | 55 - 63 cm | | | |

(2) Measurement taken at the middle of the conical sleeve



SLEEVE FOR LYMPHŒDEMA

3449 01

| Size | Distal circumference (A) | Medial circumference (B) | Proximal circumference (C) | Height (AC) | Colour | Fabric |
|------|--------------------------|--------------------------|----------------------------|-------------|--|---------------|
| 1 | 13 - 15 cm | 20 - 25 cm | 22 - 28 cm | 39 cm |  CARAMEL | CICATREX SKIN |
| 2 | 15 - 17 cm | 23 - 28 cm | 25 - 31 cm | | | |
| 3 | 17 - 19 cm | 26 - 31 cm | 29 - 35 cm | | | |
| 4 | 19 - 21 cm | 29 - 34 cm | 33 - 39 cm | | | |
| 5 | 21 - 23 cm | 32 - 37 cm | 37 - 43 cm | | | |
| 6 | 23 - 26 cm | 35 - 41 cm | 41 - 48 cm | | | |



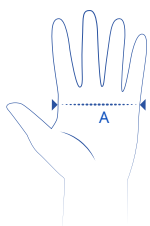
OPEN FOOT GLOVE

3406 02

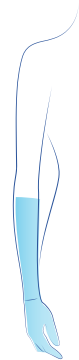
| Size | Circumference (A) ⁽³⁾ | Colour | Fabric |
|------|----------------------------------|---|---------------|
| 1 | 21 - 22 cm |  BLACK  CARAMEL | CICATREX SKIN |
| 2 | 23 - 24 cm | | |
| 3 | 25 - 26 cm | | |
| 4 | 27 - 28 cm | | |

(3) Measurement taken at the head of the metatarsal bones

SKIN GLOVE MEASUREMENT TABLE



| Size | Hand circumference (A) |
|------|------------------------|
| 1 | 13 - 14,5 cm |
| 2 | 15 - 16,5 cm |
| 3 | 17 - 18,5 cm |
| 4 | 19 - 20,5 cm |
| 5 | 21 - 22,5 cm |
| 6 | 23 - 24,5 cm |
| 7 | 25 - 26,5 cm |
| 8 | 27 - 28,5 cm |



SKIN LADDER-PROOF GLOVE 3448 01

Closed-finger long sleevelet (elbow)

| Size | Colour | Fabric |
|------|---------|---------------|
| 1 | | CICATREX SKIN |
| 2 | | |
| 3 | | |
| 4 | CARAMEL | |
| 5 | | |
| 6 | BLACK | |
| 7 | | |
| 8 | | |

SKIN LADDER-PROOF GLOVE 3448 02

Closed-finger short sleevelet (wrist)



| Size | Colour | Fabric |
|------|---------|---------------|
| 1 | | CICATREX SKIN |
| 2 | | |
| 3 | | |
| 4 | CARAMEL | |
| 5 | | |
| 6 | BLACK | |
| 7 | | |
| 8 | | |

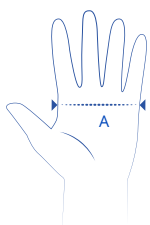
SKIN LADDER-PROOF GLOVE 3448 03

Open-finger short sleevelet (wrist)



| Size | Colour | Fabric |
|------|---------|---------------|
| 1 | | CICATREX SKIN |
| 2 | | |
| 3 | | |
| 4 | CARAMEL | |
| 5 | | |
| 6 | BLACK | |
| 7 | | |
| 8 | | |

FILIFINE GLOVE MEASUREMENT TABLE



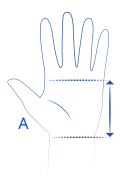
| Size | Hand circumference (A) |
|------|------------------------|
| 1 | 13 - 14,5 cm |
| 2 | 15 - 16,5 cm |
| 3 | 16,5 - 18 cm |
| 4 | 18,5 - 20 cm |
| 5 | 20,5 - 22 cm |
| 6 | 22,5 - 24 cm |



FILIFINE MICROFIBRE GLOVE 3447 01

| Size | Colour | Fabric |
|------|--------|-------------------|
| 1 | | CICATREX FILIFINE |
| 2 | | |
| 3 | WHITE | |
| 4 | | |
| 5 | BEIGE | |
| 6 | | |

FINGER SEPARATOR 3413



| Size | Height (A) ⁽¹⁾ | Colour | Fabric |
|------|---------------------------|--------|---|
| 1 | < 9 cm | | 51% Polyester 45% Polyamide 4% Elastane |
| 2 | > 9 cm | WHITE | |

(1) Measurement taken from wrist fold to middle finger base



FINGER PROTECTOR 3446 01

| Size | Finger circumference (A) ⁽²⁾ | Height | Colour | Fabric |
|------|---|--------------|---------|---------------|
| 1 | 25 - 27 mm | 100 - 110 mm | | CICATREX SKIN |
| 2 | 29 - 31 mm | | CARAMEL | |

(2) Measurement taken at the base of the finger



Some models are also available in the made-to-measure range.

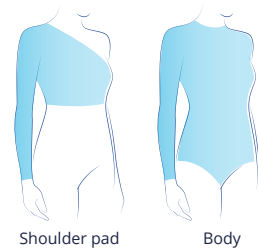
CICATREX MADE-TO-MEASURE

Compression garments



TORSO

| | |
|----------------------|--|
| Models | Vest Body Shoulder pad |
| Fabrics | Cicatrex Nature Cicatrex Filifine Cicatrex AirSkin |
| Collars | V neck Round neck Stand-up collar |
| Openings | Zipper Hooks to help fasten the vest |
| Other options | Compression pad Crotch strap Cup with or without compression Armpit with or without compression Belt Additional openings (zip, Velcro fastening) Velcro for attaching to panty Soft fabric lining |



Shoulder pad


Body



Vest

HAND

| | |
|---------------------------------|--|
| Models | Mitten (<i>length on wrist 5 cm max</i>) Glove (<i>length on wrist 5 cm max</i>) Finger protector |
| Fabrics | Cicatrex Filifine Cicatrex AirSkin |
| Proximal end options | With sleeve (<i>beyond 5 cm and up to the armpit with length on wrist 5 cm max</i>): • attached • separate |
| Openings | Zipper / Velcro: • palm of hand • back of hand • little finger side |
| Finger protector options | With strap Without strap |
| Other options | Compression pad: • palm of hand • back of hand • fixed • removable Palm support |



Finger protector

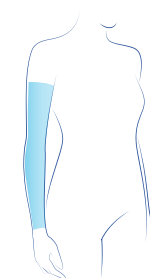
Mitten



Glove

ARM

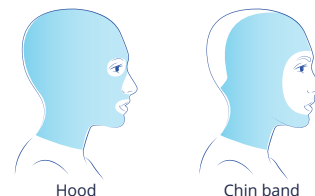
| | |
|---------------------|--|
| Model | Armsleeve |
| Fabrics | Cicatrex Nature Cicatrex Filifine Cicatrex AirSkin |
| Fasteners | Without anti-slip Elastic plain braid Anti-slip with silicone dots 3 cm Silicone anti-slip for men 5 cm Silicone anti-slip for women 5 cm Latex anti-slip 3 cm Shoulder cover Shoulder attachment Up to the armpit |
| Openings | Zipper / Velcro • join side • back of hand side • palm of hand side |
| Other option | Compression pad |



Armsleeve

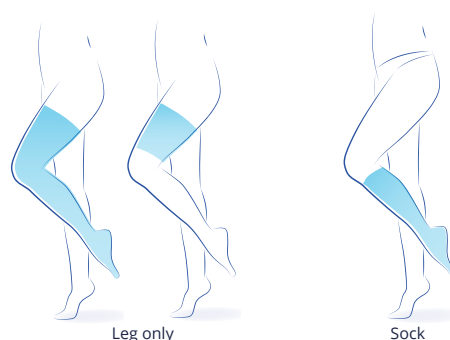
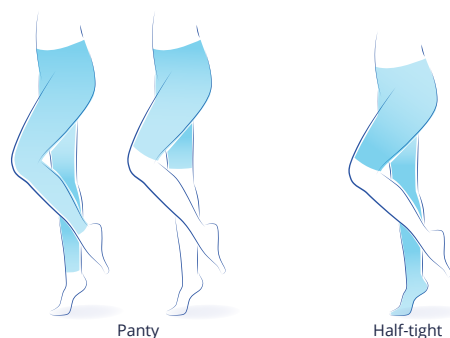
HEAD

| | |
|----------------------|-------------------------------------|
| Models | Chin band Hood |
| Fabrics | Cicatrex Nature Cicatrex AirSkin |
| Face | Uncovered Covered |
| Ridge of nose | Uncovered Covered |
| Ears | Uncovered Covered |
| Other option | Compression pad |



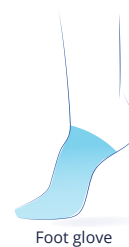
LEG

| | |
|-------------------------|--|
| Models | Sock Panty Leg only Half-tight |
| Fabrics | Cicatrex Nature Cicatrex Filifine Cicatrex AirSkin |
| Stomach openings | Zipper / velcro: • front / back • right / left |
| Crotches | Open with or without hygiene tab Closed with or without gusset Kangaroo pouch |
| Leg openings | Zipper / velcro: • front / back • inner / outer |
| Fasteners | Belt Braces Without anti-slip Elastic plain braid 3 cm Anti-slip with silicone dots 3 cm Latex anti-slip 3 cm Silicone anti-slip for men 5 cm Silicone anti-slip for women 5 cm Vest over panty velcro Panty over vest velcro |
| Foot | Attached / separated Open / closed toe |
| Other options | Compression pad Soft fabric lining (<i>knee / heel</i>) |



FOOT

| | |
|---------------------|---------------------------------------|
| Model | Foot glove |
| Fabrics | Cicatrex Filifine Cicatrex AirSkin |
| Toes options | Open Closed |
| Other option | Compression pad |



Made-to-measure devices require the involvement of a trained health professional.
Measurement forms available on pages 72 to 79

CICATREX

Compression garments

ADDITIONAL ACCESSORIES



1 FASTENINGS

- Make it easier to put on and take off the garment, particularly for immobile patients.
- Their position is customised depending on the shape of the garment.



2 COMPRESSION PAD

- Used to locally increase the pressure exerted on the skin.
- Sewn into the garment or removable.



3 NON-COMPRESSIVE FABRIC

- For more comfort, zones of non-compressive fabric are added at the armpits, chest but also between fingers if treatment does not require any compression at these regions.



4 SEAMS

- The flat seams are on the outside, to limit irritation of sensitive skin.



5 MEMORY FOAM


- Compresses inequalities and distributes pressure.
- Located into a pocket



6 FINGER SEPARATORS

- Reinforced compression between the fingers.
- Suitable for use with a glove.

Iron-on patches to customize made-to-measure garments



Non-contractual photographs. Non-exhaustive list.

Please contact your regular Thuasne distributor for the full list of iron-on patches.

MADE-TO-MEASURE BY THUASNE

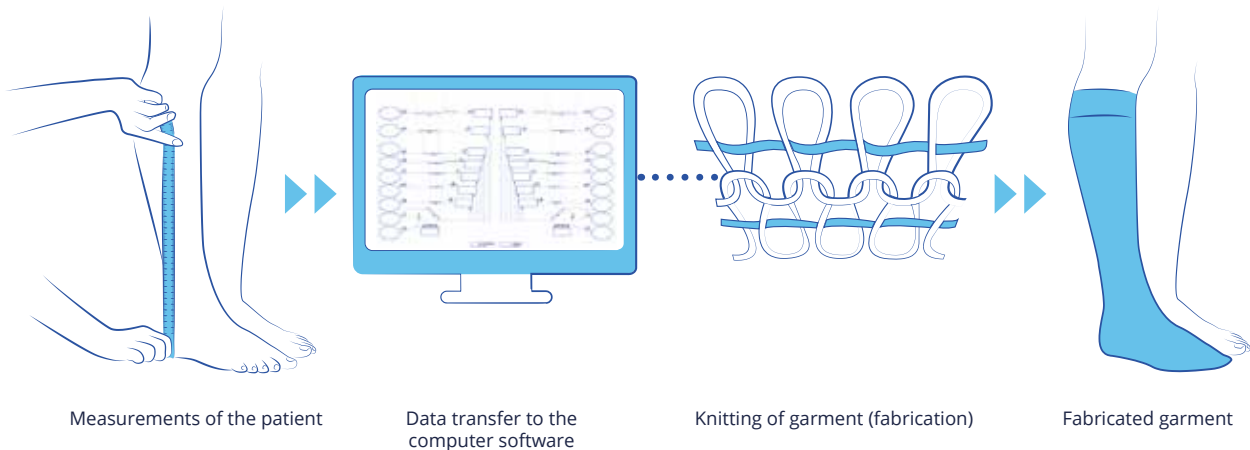
a few figures:

- **85 persons** to your service
- Fast delivery time: **98%** of orders **shipped within 3 days**
- About **80,000 products made** every year
- Measurements: new paper forms and interactive forms on www.thuasne.com
- An important offer: **400 product references** (all ranges considered)
- 2 dedicated manufacturing sites:
 - **In France (St-Etienne)**
Mobiderm / Cicatrex / Thuasne Lymphology / Lymphatrex / Seamless
 - **In Germany (Burgwald)**
Cicatrex / VENO Elegance



CAMMK*: a high-end technology

***Computer Assisted Made-to-Measure Knitting**: to provide devices fully adapted to your patients morphology.



MEASUREMENT FORMS

CONTENT

CICATREX

| | |
|-------|---------|
| Torso | 72 - 73 |
| Arm | 74 |
| Hand | 75 |
| Leg | 76 - 77 |
| Foot | 78 |
| Head | 79 |



RETAILER IDENTIFICATION

Customer code:

Case No. for renewal

Patient's surname:

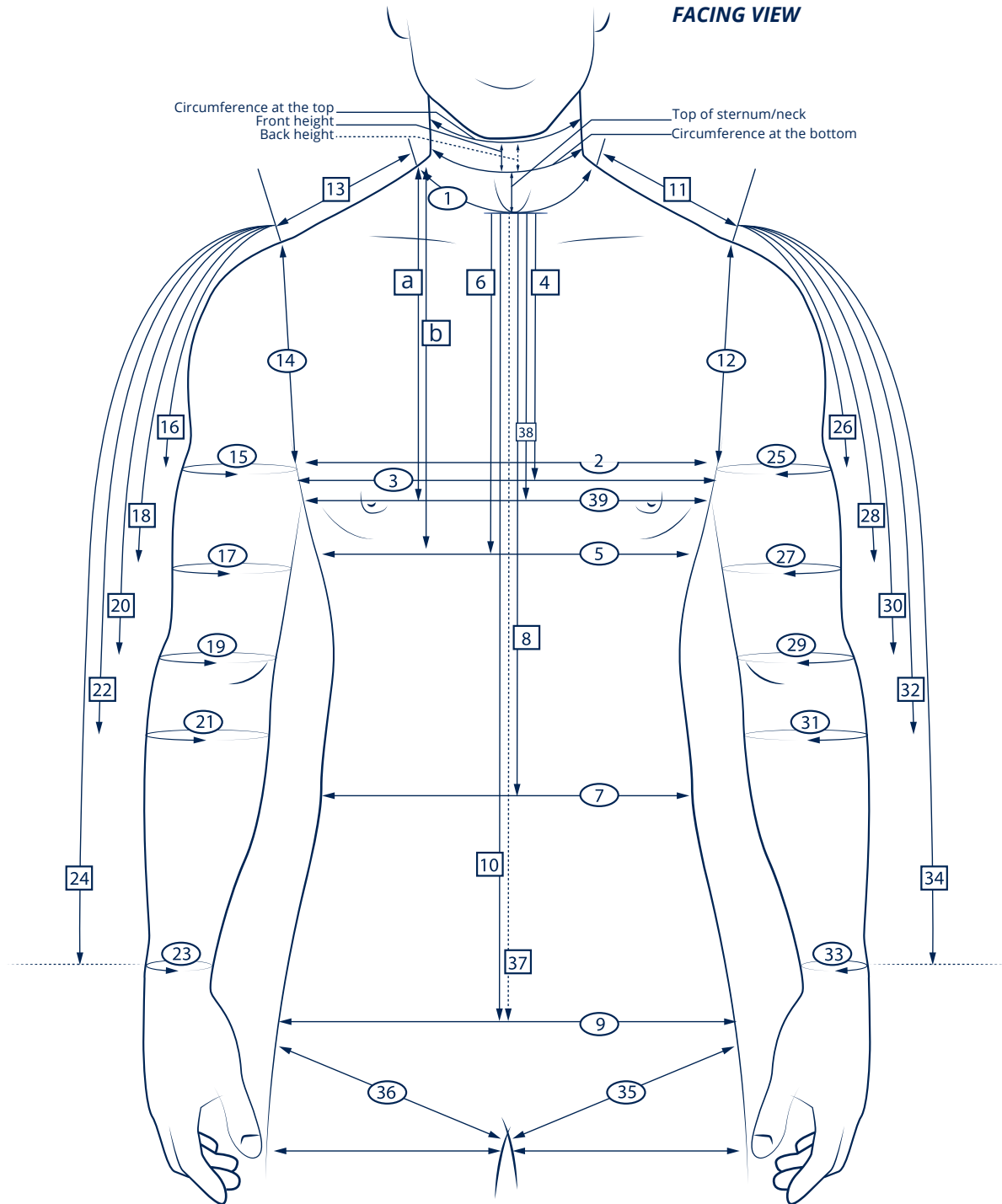
Patient's first name : 1st treatment

Gender : M F Child

Date:

Patient's height : Quantity:

If possible, please enclose photos of the limb to be fitted.
Please draw in the contours of the garment on the diagram and cross unnecessary measures.
Please also fill in torso form No. 1b.



circumference in cm
 length in cm
 half-circumference in cm

35 and 36 : For the body only
 Measurement taken at an angle for a brief-cut body
 Measurement taken straight for a short-cut body

Please contact your regular Thuasne distributor



RETAILER IDENTIFICATION

Case No. for renewal

Patient's surname:

Patient's first name : 1st treatment

Gender : M F Child Date:

Customer code: Patient's height : Quantity:

**If possible, please enclose photos of the limb to be fitted.
 Please draw in the contours of the garment on the diagram and cross unnecessary measures.
 Please also fill in torso form No. 1a.**

Indications

- Major burn
 EDS (Ehlers-Danlos Syndrome)

Models

- Shoulder pad
 Body
 Vest

Fabrics

- Cicatrex Nature
 Cicatrex Filifine
 Cicatrex AirSkin

| | | | |
|--------------------------|--------------------------|--------------------------|--------------------------|
| | WHITE | BEIGE | BLACK |
| <input type="checkbox"/> | <input type="checkbox"/> | <input type="checkbox"/> | <input type="checkbox"/> |
| <input type="checkbox"/> | <input type="checkbox"/> | <input type="checkbox"/> | <input type="checkbox"/> |
| <input type="checkbox"/> | - | <input type="checkbox"/> | <input type="checkbox"/> |

Options

Center opening

- Zip
 Front position Back position
 Hook to help fasten the vest (by default)

Armpit compression

- | | | |
|-------|------------------------------|------------------------------|
| Right | <input type="checkbox"/> Yes | <input type="checkbox"/> No* |
| Left | <input type="checkbox"/> Yes | <input type="checkbox"/> No* |
- * Soft fabric by default

Collar

- Round neck
 "V" neck
 Front collar cut height (from the sternum): cm
 Back collar cut height (from the 7th cervical vertebra): cm
 Stand-up collar
 Circumference at top: cm
 Circumference at bottom: cm
 Front height: cm
 Back height: cm
 Top of sternum/neck height: cm

Cups

- With compression
 Without compression
 Depth: A B C D E F

Velcro fastening (for panty)

- Vest over panty
 Panty over vest

Additional opening**

- Position: (to be drawn in)
 Zip Velcro Length: cm

Soft fabric**

- Elbow
 Other

Other**

- Compression pad
 Position: (to be drawn in) Dimensions: cm
 Belt

** Extras, not included in the cost

RIGHT SIDE

| | |
|--|--|
| 13 Shoulder length from the acromion process to neck circumference No. 1 | 14 Armhole circumference |
| 16 Top of sleeve | 15 Arm circumference at the armpit |
| 18 Length to the middle of the upper arm | 17 Upper arm circumference (widest part) |
| 20 Length to the elbow | 19 Elbow circumference |
| 22 Length to the middle of the forearm | 21 Forearm circumference (widest part) |
| 24 Length to the wrist | 23 Wrist circumference |
| | 36 Thigh circumference* |

| | |
|--|---|
| 1 Neck circumference from the 7th cervical vertebra to the top of the sternum | 2 Chest width, breathing in (armpit to armpit) |
| 4 Top of sternum - armpit line length | 3 Chest perimeter, breathing in |
| 6 Top of sternum - under the bust length | 5 Circumference under the bust, breathing in |
| 8 Top of sternum - waist length | 7 Waist circumference |
| 10 Top of sternum - bottom of vest length (for a body, length to the crotch) | 9 Hip circumference |
| 37 Back length (7th cervical vertebra - bottom of vest). For a body, length to the crotch, measure with the tape measure flat against the skin | 39 Circumference tip of the breast breathing in |
| 38 Length top of sternum - tip of the breast | |
| a ** Length neck base - tip of the breast | b ** Length neck base - under the bust |

LEFT SIDE

| | |
|--|--|
| 12 Armhole circumference | 11 Shoulder length from the acromion process to neck circumference No. 1 |
| 25 Arm circumference at the armpit | 26 Top of sleeve |
| 27 Upper arm circumference (widest part) | 28 Length to the middle of the upper arm |
| 29 Elbow circumference | 30 Length to the elbow |
| 31 Forearm circumference (widest part) | 32 Length to the middle of the forearm |
| 33 Wrist circumference | 34 Length to the wrist |
| 35 Thigh circumference* | |

* For the body only
 ** To fill out only from D cup



- ORDER (by default)
- QUOTATION
- RENEWAL



RETAILER IDENTIFICATION

Customer code:

Case No. for renewal

Patient's surname:

Patient's first name : 1st treatment

Gender : M F Child

Date:

Patient's height : Quantity:

**If possible, please enclose photos of the limb to be fitted.
Please draw in the contours of the garment on the diagram and cross unnecessary measures.**

RIGHT ARM LEFT ARM

Fill in one form for each side

Indications

- Major burn
- EDS (Ehlers-Danlos Syndrome)

Fabrics

- Cicatrex Nature
- Cicatrex Filifine
- Cicatrex AirSkin

| | WHITE | BEIGE | BLACK |
|--------------------------|--------------------------|--------------------------|--------------------------|
| <input type="checkbox"/> | <input type="checkbox"/> | <input type="checkbox"/> | <input type="checkbox"/> |
| <input type="checkbox"/> | <input type="checkbox"/> | <input type="checkbox"/> | <input type="checkbox"/> |
| <input type="checkbox"/> | - | <input type="checkbox"/> | <input type="checkbox"/> |

Options

Sleeve fastening

- Without anti-slip
- Elastic plain braid 3 cm
- Anti-slip with silicone dots 3 cm
- Silicone men anti-slip 5 cm
- Silicone women anti-slip 5 cm
- Latex anti-slip 3 cm
- Up to the armpit
- Shoulder cover
- Shoulder attachment (bra loop)

Opening

- Type:
- Zip
 - Velcro

Dimensions: cm

Position:

- Join side
- Back of the hand side
- Palm of the hand side

Other

Compression pad

Dimension (l x h): cm

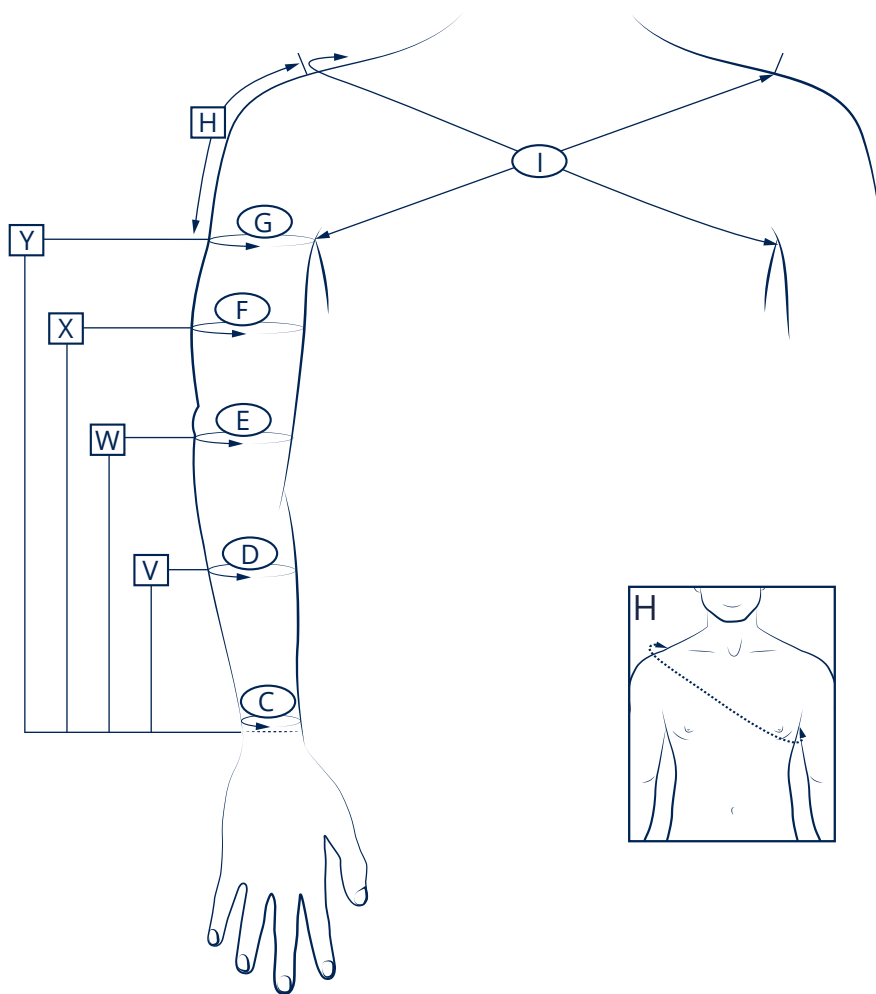
Position: to be drawn in

Comments

.....

.....

| Heights | Measures in cm |
|--|----------------|
| V length from the wrist to the middle of the widest part of the forearm | |
| W length from the wrist to the elbow | |
| X length from the wrist to the middle of the widest part of the upper arm | |
| Y length from the wrist to the armpit | |
| H length from the armpit (G) to the acromion process (tip of the shoulder) | |
| Circumferences | |
| C wrist circumference | |
| D circumference at the middle of the widest part of the forearm | |
| E elbow circumference | |
| F circumference at the middle of the widest part of the upper arm | |
| G arm circumference at the armpit | |
| I chest circumference from the acromion process and going under the opposite armpit | |



Circumferences in cm Length in cm



RETAILER IDENTIFICATION

Customer code:

Case No. for renewal

Patient's surname:

Patient's first name : 1st treatment

Gender : M F Child Date:

Patient's height : Quantity:

If possible, please enclose photos of the limb to be fitted.
Please draw in the contours of the garment on the diagram and cross unnecessary measures.
For open fingers, please indicate the desired length for each finger.

RIGHT HAND LEFT HAND
 Fill in one form for each side

Indications

- Major burn
- EDS (Ehlers-Danlos Syndrome)

Fabrics

- | | | | |
|---|--------------------------|--------------------------|--------------------------|
| | WHITE | BEIGE | BLACK |
| <input type="checkbox"/> Cicatrex Filifine* | <input type="checkbox"/> | <input type="checkbox"/> | <input type="checkbox"/> |
| <input type="checkbox"/> Cicatrex AirSkin** | - | <input type="checkbox"/> | <input type="checkbox"/> |

*Minimum circumferences of 4.6 cm, minimum length of fingers of 2 cm.
 **Minimum circumferences of 2.6 cm, minimum length of fingers of 1 cm.

Options

Proximal end

- With length on wrist (5 cm max)
- With sleeve beyond 5 cm and up to the armpit as maximum (fill in form ARM No. 2) Separate Attached

Finger protector

- Finger protector with strap
- Finger protector without strap

Opening

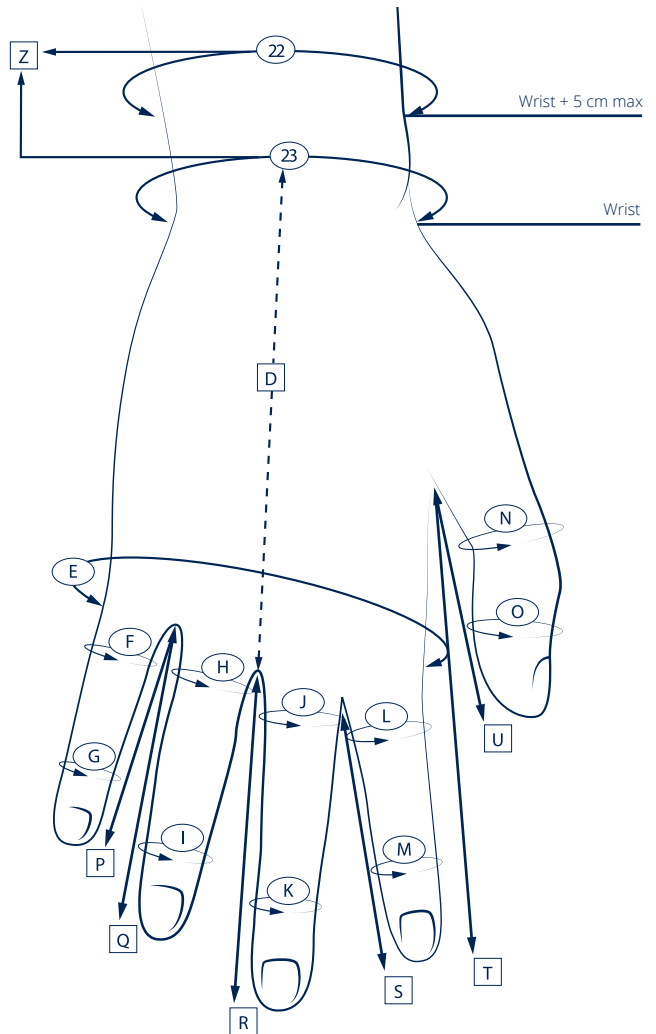
- Type: Zip Velcro Dimensions: cm
- Position: Palm of hand Back of hand Little finger side

Other

- Compression pad
- Dimension (l x h): cm
- Position: to be drawn in Removable Fixed
- Palm of hand Back of hand
- Palm support

Comments

| Circumferences | | Measures in cm |
|----------------|--|---|
| 22 | wrist circumference + 5 cm max | |
| 23 | wrist circumference | |
| E | circumference of the hand at the head of the metacarpal bones | |
| F | circumference of the little finger at the 1st phalanx | |
| G | circumference of the little finger at the 3rd phalanx | |
| H | circumference of the ring finger at the 1st phalanx | |
| I | circumference of the ring finger at the 3rd phalanx | |
| J | circumference of the middle finger at the 1st phalanx | |
| K | circumference of the middle finger at the 3rd phalanx | |
| L | circumference of the index finger at the 1st phalanx | |
| M | circumference of the index finger at the 3rd phalanx | |
| N | circumference of the thumb at the 1st phalanx | |
| O | circumference of the thumb at the 2nd phalanx | |
| Desired length | Fingertips | Measures in cm |
| D | Length of the palm surface of the hand | |
| P | Length of the little finger | <input type="checkbox"/> OPEN <input type="checkbox"/> CLOSED |
| Q | Length of the ring finger | <input type="checkbox"/> OPEN <input type="checkbox"/> CLOSED |
| R | Length of the middle finger | <input type="checkbox"/> OPEN <input type="checkbox"/> CLOSED |
| S | Length of the index finger | <input type="checkbox"/> OPEN <input type="checkbox"/> CLOSED |
| T | Length from the tip of the index finger to the join with the thumb | |
| U | Thumb length | <input type="checkbox"/> OPEN <input type="checkbox"/> CLOSED |
| Z | Length of the sleeve up to 5 cm max | |



circumference in cm length in cm



- ORDER (by default)
- QUOTATION
- RENEWAL



RETAILER IDENTIFICATION

Customer code:

Case No. for renewal

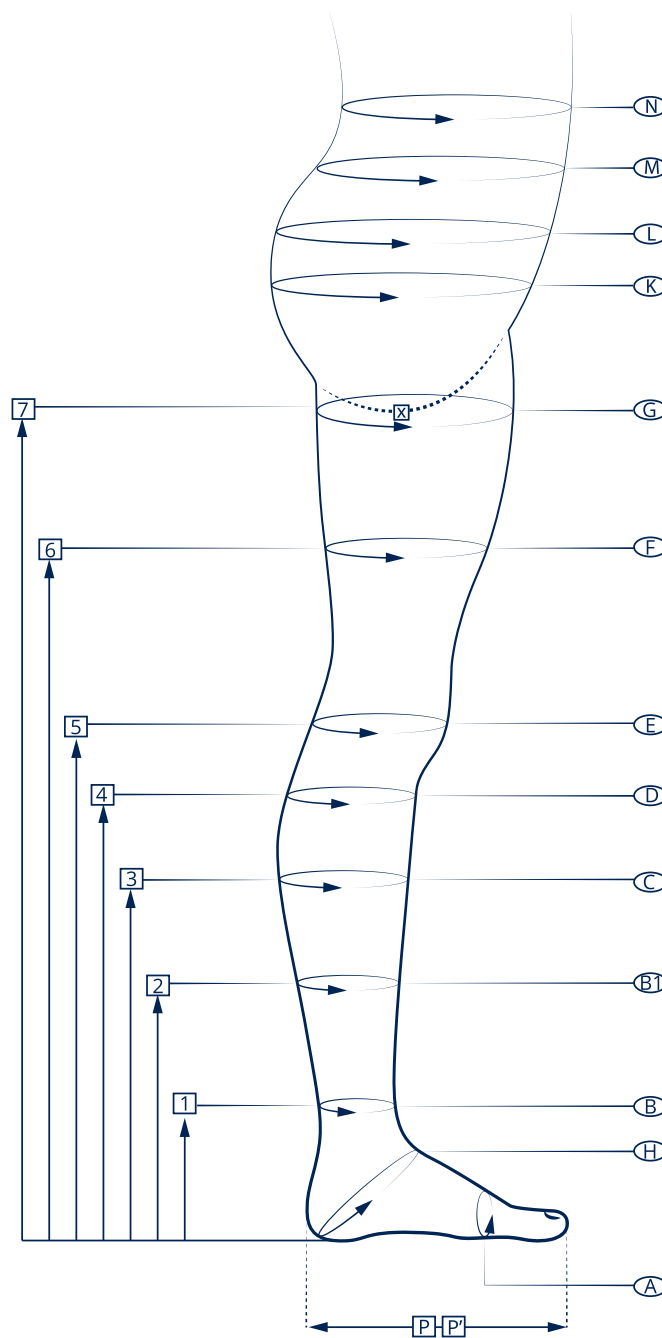
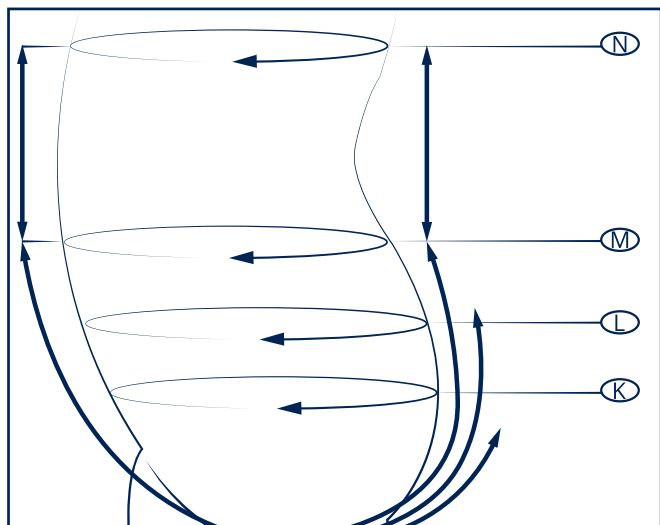
Patient's surname:

Patient's first name : 1st treatment

Gender : M F Child Date:

Patient's height : Quantity:

**If possible, please enclose photos of the limb to be fitted.
Please draw in the contours of the garment on the diagram and cross unnecessary measures.
Please also fill in form No. 4b.**



Circumference in cm
 Length in cm
 Crotch



RETAILER IDENTIFICATION

Case No. for renewal

Patient's surname: _____

Patient's first name : _____

1st treatment

Gender : M F Child

Date: _____

Patient's height : _____

Quantity: _____

Customer code:

If possible, please enclose photos of the limb to be fitted.
Please draw in the contours of the garment on the diagram and cross unnecessary measures.
Please also fill in form No. 4a.

Indications

- Major burn
 EDS (Ehlers-Danlos Syndrome)

Models

- Sock
 Leg only
 Half-tight belt
 Panty

Fabrics

- | | | | |
|--|--------------------------|--------------------------|--------------------------|
| | WHITE | BEIGE | BLACK |
| <input type="checkbox"/> Cicatrex Nature | <input type="checkbox"/> | <input type="checkbox"/> | <input type="checkbox"/> |
| <input type="checkbox"/> Cicatrex Filifine | <input type="checkbox"/> | <input type="checkbox"/> | <input type="checkbox"/> |
| <input type="checkbox"/> Cicatrex AirSkin | - | <input type="checkbox"/> | <input type="checkbox"/> |

Options

- Crotch**
 Open
 Hygiene tab
 Closed
 Gusset
 Kangaroo pouch

Velcro fastening (for vest)

- Vest over panty
 Panty over vest

Foot

- | | | |
|-----------------------------------|--------------------------|--------------------------|
| | LEFT | RIGHT |
| <input type="checkbox"/> Open | <input type="checkbox"/> | <input type="checkbox"/> |
| <input type="checkbox"/> Closed | <input type="checkbox"/> | <input type="checkbox"/> |
| <input type="checkbox"/> Attached | <input type="checkbox"/> | <input type="checkbox"/> |
| <input type="checkbox"/> Separate | <input type="checkbox"/> | <input type="checkbox"/> |

Stomach opening

- Type:
 Zip Length: cm

Position:

- Front Back Right Left

Soft fabric

- | | | |
|---------------------------------|--------------------------|--------------------------|
| | LEFT | RIGHT |
| <input type="checkbox"/> Knee | <input type="checkbox"/> | <input type="checkbox"/> |
| <input type="checkbox"/> Heel | <input type="checkbox"/> | <input type="checkbox"/> |
| <input type="checkbox"/> Other: | <input type="checkbox"/> | <input type="checkbox"/> |

Leg opening

- Type:
 Zip
 Velcro

Length: cm

Position: (to be drawn in)

- | | | |
|---|--------------------------|--------------------------|
| | LEFT | RIGHT |
| <input type="checkbox"/> Front position | <input type="checkbox"/> | <input type="checkbox"/> |
| <input type="checkbox"/> Back position (panty only) | <input type="checkbox"/> | <input type="checkbox"/> |
| <input type="checkbox"/> Outer position | <input type="checkbox"/> | <input type="checkbox"/> |
| <input type="checkbox"/> Inner position (sock only) | <input type="checkbox"/> | <input type="checkbox"/> |

Sock & leg fastening

- | | | |
|--|--------------------------|--------------------------|
| | LEFT | RIGHT |
| <input type="checkbox"/> Without anti-slip | <input type="checkbox"/> | <input type="checkbox"/> |
| <input type="checkbox"/> Silicone men anti-slip | <input type="checkbox"/> | <input type="checkbox"/> |
| <input type="checkbox"/> Silicone women anti-slip | <input type="checkbox"/> | <input type="checkbox"/> |
| <input type="checkbox"/> Latex anti-slip | <input type="checkbox"/> | <input type="checkbox"/> |
| <input type="checkbox"/> Anti-slip with silicone dots 3 cm | <input type="checkbox"/> | <input type="checkbox"/> |
| <input type="checkbox"/> Elastic plain braid 3 cm | <input type="checkbox"/> | <input type="checkbox"/> |

Panty & half-tight fastening

- Belt
 Braces Length: cm

Other*

- Compression pad
 Dimension (l x h): cm
 Position: to be drawn in

Comments

RIGHT LEG

| | |
|--|--|
| A circumference at the head of the metatarsal bones | 1 height from floor at point B |
| H circumference at the instep going round the heel | 2 height from floor at point B1 |
| B ankle circumference (at the narrowest point) | 3 height from floor at point C |
| B1 ankle circumference at the base of the calf | 4 height from floor at point D |
| C calf circumference (at the widest part) | 5 height from floor at point E |
| D circumference below the knee | 6 height from floor at point F |
| E knee circumference | 7 height from floor at point G |
| F mid-thigh circumference | |
| G thigh circumference at the gluteal fold | |
| P total inside length of the foot (from the tip of the big toe to the heel) | |
| P' desired length (from the tip of the little toe to the heel) | |

BRIEFS

| |
|---|
| K circumference at the middle of the buttocks |
| L hip circumference |
| M waist circumference |
| N abdominal circumference at the finished height desired |
| g-m front distance: between the crotch and the waist (M) |
| m-n front distance: between the waist (M) and the finished height of the panty (N) |
| g-k back distance: between the crotch and the buttocks (K) |
| g-l back distance: between the crotch and the hips (L) |
| g-m' back distance: between the crotch and the waist (M) |
| m-n' back distance: between the waist (M) and the finished height of the panty (N) |

LEFT LEG

| | |
|--|--|
| A circumference at the head of the metatarsal bones | 1 height from floor at point B |
| H circumference at the instep going round the heel | 2 height from floor at point B1 |
| B ankle circumference (at the narrowest point) | 3 height from floor at point C |
| B1 ankle circumference at the base of the calf | 4 height from floor at point D |
| C calf circumference (at the widest part) | 5 height from floor at point E |
| D circumference below the knee | 6 height from floor at point F |
| E knee circumference | 7 height from floor at point G |
| F mid-thigh circumference | |
| G thigh circumference at the gluteal fold | |
| P total inside length of the foot (from the tip of the big toe to the heel) | |
| P' desired length (from the tip of the little toe to the heel) | |



RETAILER IDENTIFICATION

Customer code:

Case No. for renewal

Patient's surname: _____

Patient's first name : _____

Gender : M F Child

Patient's height : _____

1st treatment

Date: _____

Quantity: _____

If possible, please enclose photos of the limb to be fitted.
Please draw in the contours of the garment on the diagram in black felt-tip pen.
Please complete form No. 4 for the rest of the lower limb.
For open toes, please indicate the length desired for each toe.

RIGHT FOOT LEFT FOOT
 Fill in one form for each side

Indications

- Major burn
 EDS (Ehlers-Danlos Syndrome)

Fabrics

- | | | | |
|---|--------------------------|--------------------------|--------------------------|
| | WHITE | BEIGE | BLACK |
| <input type="checkbox"/> Cicatrex Filifine* | <input type="checkbox"/> | <input type="checkbox"/> | <input type="checkbox"/> |
| <input type="checkbox"/> Cicatrex AirSkin** | - | <input type="checkbox"/> | <input type="checkbox"/> |

*Minimum circumferences of 4.6 cm, minimum length of fingers of 2 cm. No closed toes.
 **Minimum circumferences of 2.6 cm, minimum length of fingers of 2 cm.

Option

- Compression pad

Dimension (l x h): cm
 Position: to be drawn in

Comments

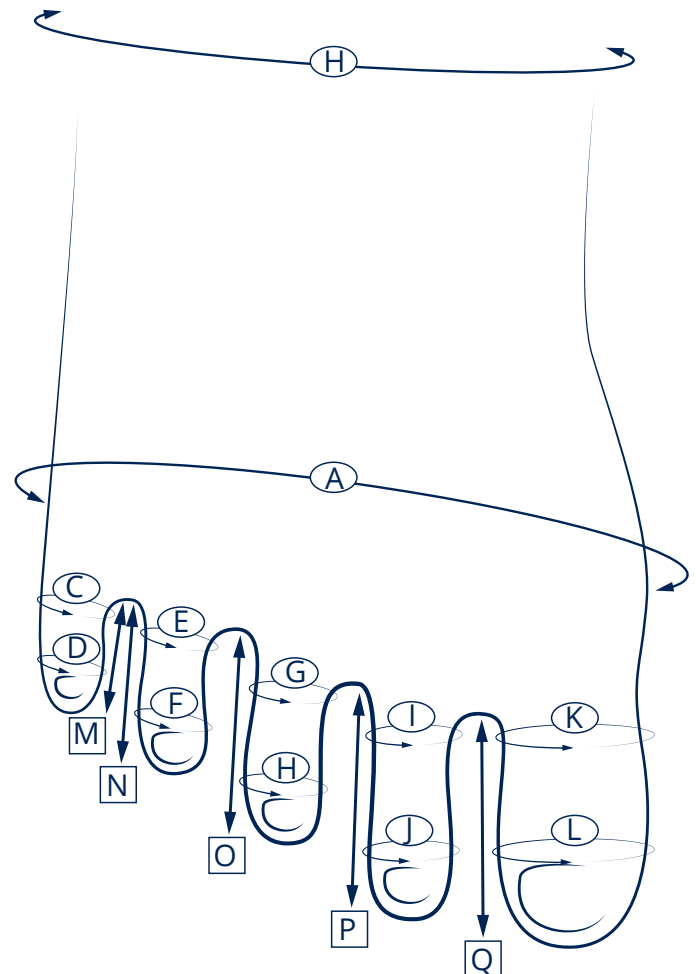
.....

.....

.....

.....

| Circumferences | | Measures in cm |
|--|---|---|
| H | circumference at the instep going round the heel | |
| A | circumference at the head of the metatarsal bones | |
| C | circumference of little toe at 1st phalanx | |
| D | circumference of little toe at 2nd phalanx | |
| E | circumference of the 4th toe at the 1st phalanx | |
| F | circumference of the 4th toe at the 2nd phalanx | |
| G | circumference of the 3rd toe at the 1st phalanx | |
| H | circumference of the 3rd toe at the 2nd phalanx | |
| I | circumference of the 2nd toe at the 1st phalanx | |
| J | circumference of the 2nd toe at the 2nd phalanx | |
| K | circumference of the big toe at the 1st phalanx | |
| L | circumference of the big toe at the 2nd phalanx | |
| Desired lengths of the toe | | Measures in cm |
| | | Tips of toes |
| M | length of little toe | <input type="checkbox"/> OPEN <input type="checkbox"/> CLOSED |
| N | length of 4th toe | <input type="checkbox"/> OPEN <input type="checkbox"/> CLOSED |
| O | length of 3rd toe | <input type="checkbox"/> OPEN <input type="checkbox"/> CLOSED |
| P | length of 2nd toe | <input type="checkbox"/> OPEN <input type="checkbox"/> CLOSED |
| Q | length of big toe | <input type="checkbox"/> OPEN <input type="checkbox"/> CLOSED |
| Total length of the foot | | Measures in cm |
| Length of the inside of the foot (from the tip of the big toe to the heel) | | |
| Length of the outside of the foot (from the tip of the little toe to the heel) | | |



circumference in cm length in cm



RETAILER IDENTIFICATION

Customer code:

Case No. for renewal

Patient's surname:

Patient's first name :

Gender : M F Child

Patient's height :

1st treatment

Date:

Quantity:

If possible, please enclose photos of the limb to be fitted.
Please draw in the contours of the garment on the diagram and cross unnecessary measures.

Models

- Hood
 Chin band

Fabrics

- | | | | |
|---|--------------------------|--------------------------|--------------------------|
| | WHITE | BEIGE | BLACK |
| <input type="checkbox"/> Cicatrex Nature | <input type="checkbox"/> | <input type="checkbox"/> | <input type="checkbox"/> |
| <input type="checkbox"/> Cicatrex AirSkin | - | <input type="checkbox"/> | <input type="checkbox"/> |

Options

- | | | |
|--|--------------------------|--------------------------|
| | UNCOVERED | COVERED |
| Coverage | | |
| <input type="checkbox"/> Face | <input type="checkbox"/> | <input type="checkbox"/> |
| <input type="checkbox"/> Ridge of nose | <input type="checkbox"/> | <input type="checkbox"/> |
| <input type="checkbox"/> Right ear | <input type="checkbox"/> | <input type="checkbox"/> |
| <input type="checkbox"/> Left ear | <input type="checkbox"/> | <input type="checkbox"/> |

Other

- Compression pad Removable Fixed

Dimensions (l x h): cm
 Position: to be drawn in

Comments

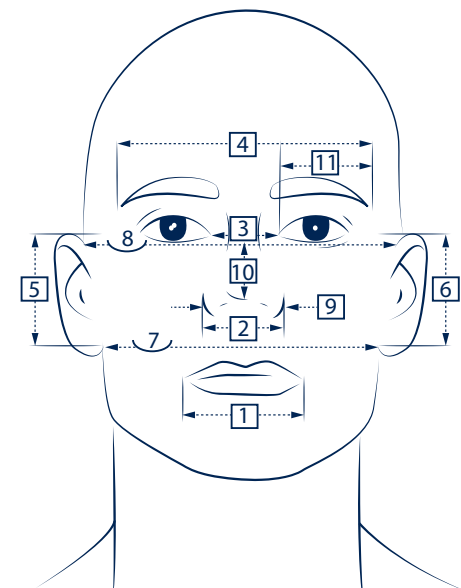
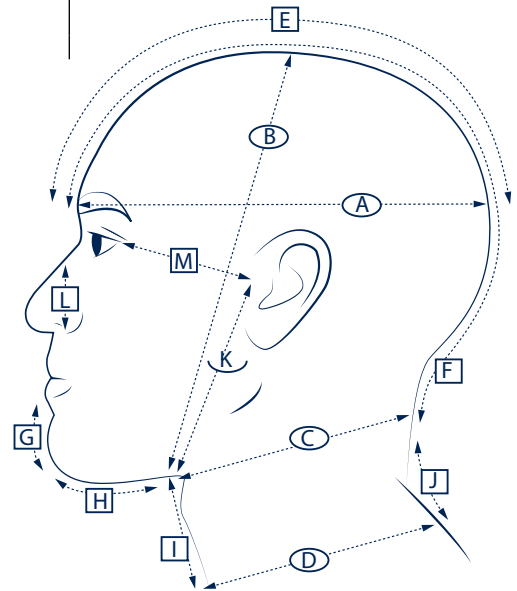
.....

.....

.....

.....

| | | |
|-----------|--|--|
| A | horizontal head circumference | |
| B | vertical head circumference | |
| C | upper neck circumference | |
| D | lower neck circumference - end of bandage | |
| E | nasal bone / occipital protuberance | |
| F | nasal bone / upper neck circumference | |
| G | lower lip - tip of the chin | |
| H | tip of the chin - upper base of neck | |
| I | front neck height | |
| J | back neck height | |
| K | ear canal - ear canal under the chin | |
| L | lateral measurement of nose length | |
| M | distance external canthus - ear canal | |
| 1 | mouth width | |
| 2 | nose width | |
| 3 | space between the eyes, inner | |
| 4 | space between the eyes, outer | |
| 5 | length of right ear | |
| 6 | length of left ear | |
| 7 | bottom of ear - bottom of ear above the upper lip | |
| 8 | top of ear - top of ear above the top of the nose | |
| 9 | wing of the nose - wing of the nose above the nasal bone | |
| 10 | nose length | |
| 11 | eye width | |



circumference in cm length in cm half-circumference in cm



THUASNE

*WINGS
FOR YOUR HEALTH*

THUASNE

120, rue Marius AUFAN
92300 Levallois-Perret Cedex - France
Tel. +33 1 41 05 92 92 - Fax + 33 1 41 05 89 91
e-mail : sales.export@thuasne.fr

www.thuasne.se

We reserve the right to modify our products as shown and described in this catalogue, without previous notice.
Non-contractual photographs. Please check the availability of products according to the countries.

Réf : 0116 092 164 - 08 (April 2019)
